

## Standard Preparation 2100 mm Sink with 2 Bowls & Left Drain

ITEM # \_\_\_\_\_

MODEL # \_\_\_\_\_

NAME # \_\_\_\_\_

SIS # \_\_\_\_\_

AIA # \_\_\_\_\_


**132813 (LG2126SXPN)**

 Sink Unit with 2 bowls  
 600x500mm and left hand  
 drainer, 2100mm

### Short Form Specification

**Item No.** \_\_\_\_\_

Made from 304 AISI stainless steel. The 50mm high worktop in 304 AISI stainless steel, 1mm in thickness, is sound-deadened and has an overflow rim and welded corners. Integral rear upstand, h=100mm, with 8mm radius. All-round apron. Square section legs 40x40mm on 1" height-adjustable feet (+/-20mm)

N. 2 bowls mm600x500x300h with overflow pipe and 2" drain hole; left hand drainer.

### Main Features

- Sturdiness, stability and reliability of table accurately tested.

### Construction

- 50 mm worktop in 304 AISI stainless steel, 10/10 in thickness with overflow rim along the top.
- Square section legs and 40 mm height-adjustable feet in 304 AISI stainless steel.
- Sink tops easily slotted onto the legs and taps are easily installed from the rear.
- Delivered in knock-down package.
- Wide range of taps are available to suit every need.
- Drainage area suitable for drying operations
- 100 mm upstand with 10 mm radiused corner and 13 mm deep, designed to be used against a wall.

### Optional Accessories

- Set of 4 wheels (2 with brake) PNC 855150 ☐  
 d. 100mm for tables and sinks  
 (total height on wheels= 993 mm)
- Lower shelf for 2100mm tables PNC 855279 ☐  
 and sinks
- Elbow operated mixer tap with PNC 855322 ☐  
 spout 3/4", single hole
- Elbow operated mixer tap with PNC 855323 ☐  
 short spout 3/4", single hole
- Foot operated mixer tap (hot PNC 855328 ☐  
 and cold) with spout 3/4"
- Single plastic drain syphon 2 PNC 895313 ☐  
 " for Sinks

**APPROVAL:** \_\_\_\_\_



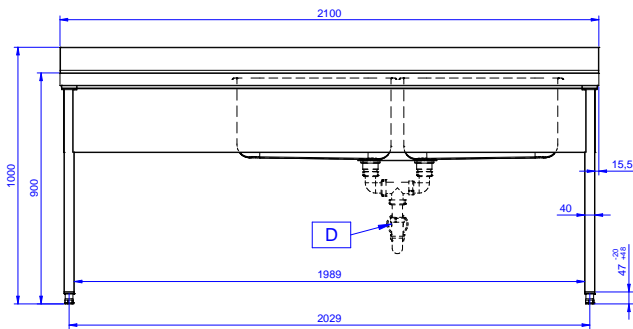
**Electrolux**  
PROFESSIONAL

## Standard Preparation 2100 mm Sink with 2 Bowls & Left Drain

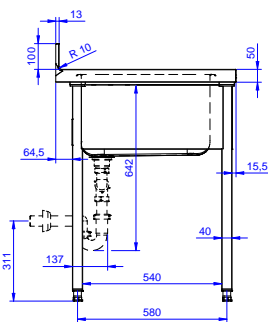
### Key Information:

External dimensions, Width:	2100 mm
132813 (LG2126SXP)	
External dimensions, Depth:	700 mm
External dimensions, Height:	1000 mm
Upstand Dimensions, Height:	100 mm
Upstand Dimensions, Depth:	13 mm
Upstand Dimensions, Radius:	R=10
Bowls number	2
Bowl dimensions	600x500xH320
Worktop thickness:	50 mm
Net weight:	65 kg

Front

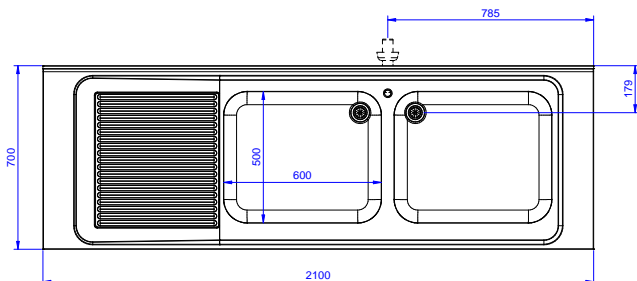


Side



D = Drain

Top



Standard Preparation  
2100 mm Sink with 2 Bowls & Left Drain

The company reserves the right to make modifications to the products without prior notice. All information correct at time of printing.

2025.06.29